

INNOVATION 2017

**LEICHT**

## CONTENTS

5	INTRODUCTION
6	BONDI   CLASSIC-FS
7	STONE   TOPOS
8	SYNTHIA   IOS   LARGO-FG
9	BONDI   CLASSIC-FS   VALAIS
10	EVO
12	PROGRAMMES
13	NEW COLOURS AND DECORS
16	WORKTOPS
17	SINKS AND TAPS
18	UTILITY UNIT
19	LARGE-CAPACITY PREMIUM PULLOUT
20	EXTRACTOR CUPBOARDS
22	UNITS AND ACCESSORY SURROUND
24	LIGHTING AND ACCESSORIES
25	HANDLES

---

# INTRODUCTION

## Four design ranges for additional market potential

To ensure clear differentiation of our collections, our main collection now has a name: PRIMO contains the entire range of the standard line to date. With the 2017 collection we are now extending our spectrum with a further product line: EVO — a planning concept with a raised front line in conjunction with an extremely filigree-looking worktop (for more information see pages 9 - 11).

At the same time we are also restructuring our sales manuals and planning data. With the 2017 collection you can now choose from a total of four design ranges which you can find in one data catalogue or in the following sales manuals:

Sales Manual 1	<b>PRIMO</b>	Existing standard collection with the carcass ranges 73 cm and 80 cm
Sales Manual 2	<b>AVANCE</b>	Handle-less line with carcass range 80 cm and chamfered edge
and	<b>CONTINO</b>	Handle-less line with the carcass ranges 73 cm and 80 cm
Sales Manual 3	<b>EVO</b>	Our new design concept with raised front lines 75 cm and 82 cm Available from the first quarter of 2017

We are pleased to be presenting our innovations for 2017 at house4kitchen in Löhne and at the LEICHT | WORLD in Waldstetten. Please feel welcome to come along! We look forward to seeing you at our in-house exhibitions.

In-house exhibitions 2016:

house4kitchen: 17. – 23. September 2016

LEICHT | WORLD: 29 – 30 October 2016. And at any time after that on appointment.

## BONDI | CLASSIC-FS

### Classic in black and white

The combination of black and white is synonymous with classic elegance and has its own fascination – given a new slant in the LEICHT kitchen Bondi



The combination of black and white in interiors is synonymous with timelessness and classic elegance; at the same time, this colour composition suggests clarity and freshness. The popular LEICHT kitchen Bondi is being presented in contrasting black and white for the first time in autumn 2016. To give the monolithic island a particularly light and elegant air, a white ribbon meanders across every side, strikingly showcasing the functions of cooking and water.

The delicate structure of the worktop looks particularly fine and reserved. The flush, same-colour finish of the worktop means it visually melts into the fronts. The continuous fronts, particularly in the handle-less version, help make Bondi look calm and understated in spite of its spaciousness, as does the velvety matt surface with its excellent anti-fingerprint quality. Particularly on a dark surface in a representative kitchen, fingerprints can leave unattractive marks – and that means that Bondi's anti-fingerprint finish could well influence many a purchase decision.



## STONE | TOPOS

### Confident appearance

The new LEICHT range Stone catches your eye with a sculptural and variable kitchen architecture – warm and elegant look



In the combination of a sandstone-like surface, with all the signs of true craftsmanship, and elegant, dark genuine wood fronts, the kitchen has a warm, quality aura – with a very fine, slightly „smoky“ look. The surface of Stone is pleasant to the touch. It resembles natural sandstone and was elaborately applied by hand, giving it an expressive and „authentic“ look. Another innovation is the new genuine wood range bergamo elm, with its dark, delicate structure and slightly „smoky“ look. Bergamo elm has high-grade, large-sized matched veneer, continuous in its vertical form.

The Stone range sees the realisation of an innovative planning approach: what could have been one monolithic island block is divided into its three elementary functional areas. The individual modules – preparation, washing up and cooking – can be positioned freely and variably in the room. This new composition follows its own particular rhythm: the individual functional areas are segmented and combined with each other with bridge elements – ensuring the overall effect of sculptural and vital kitchen architecture.



## SYNTHIA | IOS | LARGO-FG

### New depth structure

Integral room planning with a new kind of varied depth structure and subtle material mix – new showcasing for LEICHT kitchens



The new showcasing of LEICHT kitchens is surprising with an unusual three-dimensional depth structure. The innovative planning approach is characterised by a clearly structured but cleverly composed kitchen composition: the newly structured kitchen architecture is characterised by a ceiling-high functional run fixed to the wall with elements in varying depths. This vibrant composition is supported by the material and colour concept specially developed for it with an exciting trio of elegant frosted glass, metallic lacquer and expressive, structured wood. New to the range in autumn 2016 were the wood types bergamo elm with a slightly smoky look as well as highlands oak which appeals because of its warm highly structured surface.

Dark units retreat into the background, merging with the wall they are attached to. Prominent carcasses such as the storage space run in an L shape, on the other hand, are accentuated in high-gloss white. The wooden units are arranged so that they give the entire ensemble a base. This results in natural prioritisation: things that are used frequently stand out, others are more understated.



## BONDI | CLASSIC-FS | VALAIS

### Sensuous perfection

New LEICHT kitchen Valais and innovative planning concept EVO: expressive genuine wood range with very fine contours



The search for the elegantly simple in a complex world is omnipresent – LEICHT's new programme with its warm but at the same time precise look is the perfect solution. The focus of the new developments is the new planning concept EVO which shows new directions with the innovative integrated programme of unit fronts and worktop. The virtually invisible worktop with its surrounding metal edge has a flush finish with the fronts and gives the kitchen an exceedingly puristic air.

The material mix too makes the ensemble all the more exciting: structured genuine wood meets velvety matt lacquer, the warm tone of the wood meets the cooler air of carbon grey – a skilful combination of contrasts. The new oak surface with an expressive, horizontal relief structure lends the range its warm and high-grade appearance. At the same time, the cool precision in the presentation of transitions and very fine contours is surprising. The exciting material mix is also characteristic, an inspiring composition that appeals to the senses: structured wood with a warm tonality stands in contrast to the cool air of matt lacquer in carbon grey.



# EVO

Our EVO product line with a raised front line and a very slimline worktop adds a new dimension to the planning of style-conscious kitchen architecture.



## EVO — the fusion of front and worktop

With EVO we are presenting a new perspective and an exclusive further development of our standard carcasses line. A form fit of front and worktop with striking, minimalistic shaping of kitchen architecture. An aluminium profile around the worktop creates the visual effect of a line just 5 millimetres thick at the top of the floor units. The top-quality appearance of the profile's carbon glimmer coating stands in deliberate contrast to the front and worktop, and can be found again in the new handle models which were designed for this concept as well as in LEICHT's own design LED light boards. In terms of colour, carbon glimmer 307 bears marked similarities to our successful colour 284 carbon grey enabling harmonious tone-on-tone planning with the BONDI and TOCCO programmes. Very attractive and high-grade combinations are also possible with the CONCRETE front 192 dakar or, in a more subdued way, with the new STONE colour 149 fossena.



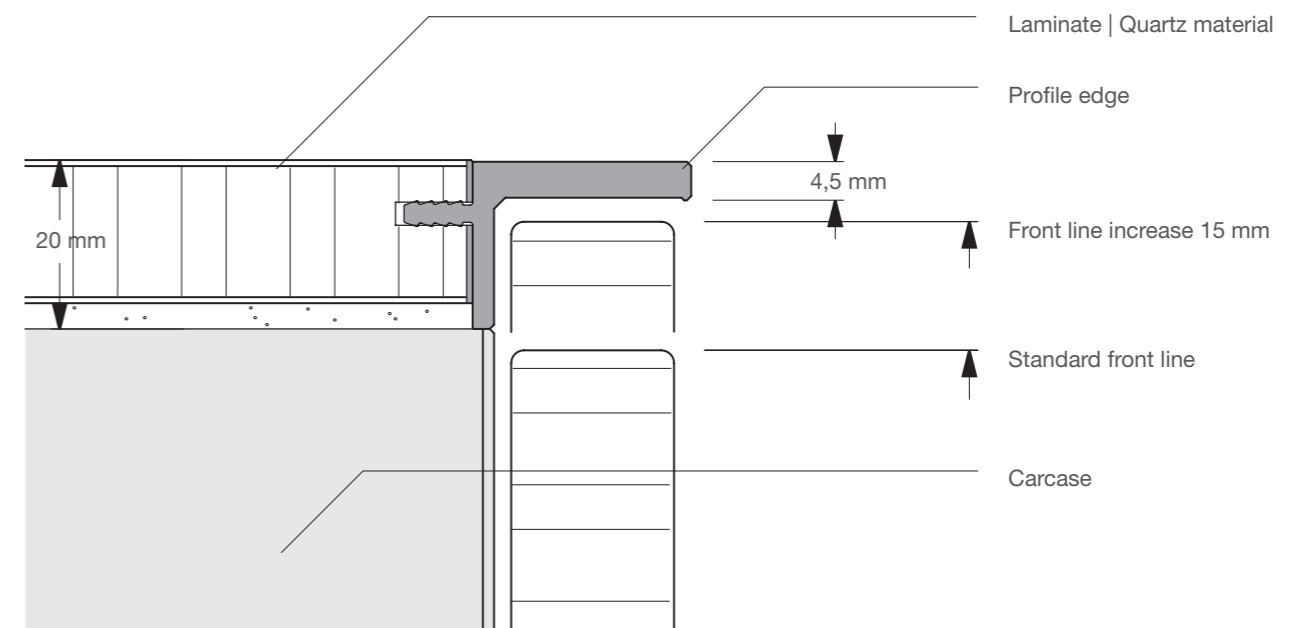
Oak is a further component of our EVO concept to contrast a touch of warmth and homeliness with the industrial style of the carbon glimmer surfaces. With the partially sporadic modulation of elements in our new colour H 335h/H 435 alpine natural oak. Particularly worthy of mention here are 16-mm shelving, the new bar handles in solid oak as well as a new, open floor shelf unit with solid wooden drawers with all the signs of true craftsmanship. The LED shelving lighting in 307 carbon glimmer reveals its special light effect on the new relief-look rear panel in H 335 alpine natural oak.

## Conceptual kitchen architecture

The EVO planning principle is based on our 132.5 mm grid, but differs from the PRIMO standard carcass ranges 73 and 80 with the 15 mm increase of the front line. This roughly results in a 75 or 82 front line with a new type spectrum. The increase in height of the front merges with the worktop which is recessed at this point due to the pre-glued carcass-framing profile and reveals just a 4.5 mm visible edge. The worktop itself is 20 mm thick; the offer applies to laminate and quartz worktops only. EVO must be planned with W2 panels; the new front design W6 panel can, however, also be used as the run end. The 75/82 front line is also continued in the tall units.

The EVO product line can be used with virtually all smooth programmes although handle-less designs with recessed handle cannot be realised.

Available from the first quarter of 2017



## PROGRAMMES

Stone and wood — elementary and at the same time archaic materials. Our 2017 collection features two high-grade programmes with extremely authentic materials.



### STONE | -A | -C | -E

Programme number 294 | 494 | 794, Price group 7

Stone has long since been used as an elementary building material and is closely engrained in our natural and cultural living environment. It requires skilled craftsmanship to transfer this material with all its natural-feel structure and multifaceted appearance to a front. Our STONE range features this look in two colour concepts, a light sandstone tone and a more basalt-like grey.

Front thickness 19.5 mm

Available colours:

FB 148 cotta  
FB 149 fossena



### VALAIS | -C | -E

Programme number 283 | 483 | 783, Price group 8

Wood in its natural form, particularly oak, is more popular now than it ever has been. VALAIS offers everything an interior designer is looking for: a mix of oaks with twisted knots and a vital brushed grain pattern. Select thick veneers, with an end-grain wood edge, establish the solid, board-like character that ensures homely, warm accents in interiors. Available in one authentic colour.

Front thickness 17,5 - 20,5 mm

Available colour:

H 335h alpine natural oak

## NEW COLOURS AND DECORS

Dark wood tones in particularly vivid, but more matt-looking structures are a focus of our new collection. Further stone- and concrete-like surfaces can be found next to authentically woody synchronous embossing designs.



### KI 248v blackpine

A fascinatingly black, matt wooden structure which, particularly over a large expanse and in a continuous form, appears to change colours between black and silver grey.

Programmes:

ORLANDO | -A | -C | -E Price group 1



### KI 237v noyer

A dark walnut which looks elegant thanks to its overlaying synchronous structure, its super matt feel and our grain figuring.

Programmes:

SYNTHIA | -A | -C | -E Price group 1



### KI 234v highlands oak

This reproduction oak is extremely successful. Its natural grain is all the more intense because of the weather-beaten look of the surface, showcased with our grain figuring.

Programmes:

SYNTHIA | -A | -C | -E Price group 1



**K 201v keraton**

A light, almost white colouring of last year's successful concrete-like decors liton and carbon.

Programmes:

IKONO | -A | -C | -E      Price Group 1




**HI 309v bergamo elm**

A classic furniture wood given a new lease of life: vivid elm veneers in grain figuring sealed with a dark grey water mordant system that harmoniously and elegantly accentuates the variegation of the elm.

Programmes:

TOPOS | -A | -C | -E      Price Group 5



**FB 149 fossena**

The second, slightly cool and basalt-looking colour in our new STONE programme.


Programmes:

STONE | -A | -C | -E      Price Group 7




**292 silver**

IOS | -C




**293 metal**

IOS | -C




**294 anthracite**

IOS | -C



**103 merino**

TOCCO | -A | -C | -E



**273 platinum**

SIRIUS | -A | -C | -E



**282 alpine grey**

SIRIUS | -A | -C | -E



**284 carbon grey**

SIRIUS | -A | -C | -E  
TOCCO | -A | -C | -E  
CLASSIC-FF/FS | -A | -C | -E  
LARGO-FG | -A | -C | -E



# WORKTOPS

Matt surfaces are in demand. This is why we are now also offering velvety matt worktops with dirt-repellent characteristics. The range of HPL stone decors and quartz materials has been updated and extended.

## LAMINATE



K 197 ceppo



K 201 keraton

Complements K 201v keraton  
IKONO | -A | -C | -E

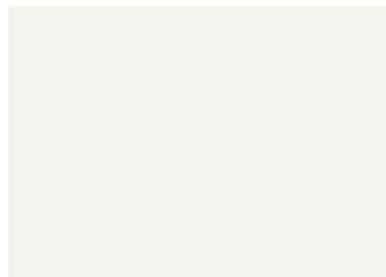


KH 234 higlands oak

Complements KI 234h higlands oak  
SYNTHIA | -A | -C | -E



K 460 toasca



KM 120 frosty white

Matt laminate with dyed laminate  
edge LK  
Complements VM 120 frosty white  
BONDI | -A | -C | -E




KM 284 carbon grey

Matt laminate with dyed laminate  
edge LK  
Complements VM 284 carbon grey  
BONDI | -A | -C | -E


## QUARTZ MATERIAL



589 avorio



595 dolomit



601 narvik

# SINKS AND TAPS

Two dark tones now extend our GRANITEK range satisfying the great demand. We have also extended the offers from well-known sink and tap manufacturers with modern, attractive models.


## Artificial stone sinks: GRANITEK

The colour collection of our GRANITEK sinks is being extended with two dark and easy-care tones. Available for all models in the following colours:

686 nowaja  
687 kyushu



686 nowaja



687 kyushu

## Sinks: FRANKE

The following FRANKE ranges are being launched/extended.

Sinks:	
Spark	Stainless steel
Hydros	Stainless steel
Epos	Epos For built-under installation, stainless steel
Mythos	Stainless steel



FRANKE: Sink Spark

## Sinks: BLANCO

The following BLANCO ranges are being launched/extended.

Sinks:	
Subline	Stainless steel frame with Silgranit bowl in two colours
Andano	Stainless steel
Taps:	
Culina-S Mini	Stainless steel



BLANCO: Tap Culina-S Mini

## UTILITY UNIT

In the 2017 collection, we are presenting a completely new tall unit range for functional value added in your kitchen planning right through to utility areas that will give strength to your arguments with the customer.



Railing with a tube holder and clip hooks

The utility unit, from our own development division, has a centrally positioned functional railing with elements for fixing and hanging up hoses, tubes, device handles, dustpans, etc.. The shallower shelves underneath provide plenty of space for all your household cleaning agents. However, the generously designed interior can intelligently and flexibly be adapted to the individual needs of the user. There are two optional equipment packages intended precisely for this purpose: the waste material storage package with a fabric bag for temporarily storing items such as packaging, plastic bottles and any dirty kitchen linen, and the vertical compartment package for storing long items such as a step ladder or ironing board.

Available for all product lines in the widths 45 cm, 50 cm, 60 cm and 90 cm

Order type: H ... HW

Equipment elements and packages:

Waste material storage package      Order type: HW WD  
Vertical compartment package      Order type: HW V

## LARGE-CAPACITY PREMIUM PULLOUT

The large-capacity pullout is of great value as a functional planning module in the kitchen. To lend it aesthetic value added over and above its functional use, we created an attractive revamped design edition.



At first glance, the interior of our premium tall large-capacity pullout units seems completely new. The familiar look of steel wire and frame has given way to harmonious fixtures in the colour of the interior carcass and clear glass. The pullout mechanism remains the same with the familiar convenience of the self-closing drawer runner and impact cushioning, but the steel frame has been covered and the view of the guiderail technology inside the unit concealed with a new rear panel. The fittings for positioning the shelves are very understated, and the transparency of the glass railing focuses your attention on the unit contents in particular.

Available for all product lines in the widths 30 cm and 45 cm

Order the premium equipment using the extra charge type: MP VZ ...

Also available with anti-slip mats

Order type: ARE ...

# EXTRACTOR CUPBOARDS

These type combinations of unit and device at an interesting price show just how perfectly and yet still flexibly extractor units can be integrated in units. On-site installation in particular was allowed for.



Falmec Piano

## Unit ventilation with induction hobs

We provide the floor unit with an integrated ventilation system from Falmec as well as two induction hobs in the widths 80 cm, 90 cm, 100 cm and 120 cm. The space-saving construction of the ventilation technology means that pullouts under the blind drawer panel can still be used at planning depths of just 60 cm. The entire technology remains in the unit even in recirculating operation. Adjacent units are thus not affected in planning and installation.

We recommend using a zeolite/activated carbon filter in the case of recirculation. While activated carbon retains odours, the mineral zeolite binds and buffers steam from the oversaturated ducted out air which is then output in a controlled manner during further operation.

Available for KL 73 and KL 80, all product lines apart from AVANCE

Order type: TK ... BZ2 DF

Order type: DF UMS (zeolite/activated carbon filter)

## Design and technology

The precise stainless steel finishing by Falmec is not only visible but also becomes obvious when it comes to cleaning the recess and pre-filter components. Its streamlined appearance means it fits perfectly between the ceramic induction hobs. Operated using touch-control buttons with an acoustic feedback.

### Extractor

Brushed stainless steel housing  
4 power settings  
Blower performance 390 - 560 m<sup>3</sup>/h (EN 61591)  
Sound pressure 62 - 71 dB (EN 60704)  
Energy efficiency class B

### Hobs

Sensor switch at the front  
Width 30 cm, depth 52 cm  
Installation depth 5.5 cm  
2 cooking zones, with power level at the back  
AC 230 V, 3.4 KW per hob



## Wall units with integrated extractor - attractive starting prices

This extractor wall unit is a ready-made module for planning with attractive pricing. It includes a device from Elica which we offer in the three widths 60 cm, 90 cm and 120 cm. The construction of the unit is adapted to suit the device so that the storage room above the extractor can be used to its full depth — of particular advantage with wide units. The rim suction device can be set to one of three blower settings and has two LED lights in neutral white (4000 K). The unit is prepared in the factory for installation-friendly device installation.

The units are available in all popular front and fitting variants.

Order type: OHD... DE

A recirculating set for on-site conversion of the device is also available as an extra option.

Order type: DE UMS

## Technical data

Device with rim suction around glass panel  
Fold-out steam deflector  
2 LED lights (2 x 2.5 Watt), 4000 K neutral white  
Operated using a rotary switch  
Pipe connection 15 cm diameter  
Blower performance: 272 - 647 m<sup>3</sup>/h  
Sound pressure 55 - 68 dB(A)  
Energy efficiency class B

# UNITS AND ACCESSORY SURROUND

Thanks to the continuous development of our furniture construction we are always at the cutting edge of technological progress and are also able to stimulate change in terms of design ranges and demands.



## Wall units for on-site extractors

The construction of our extractor units for the on-site installation of devices has been completely revised: directly above the device, there is now an intermediate shelf so that the storage space above the extractor (minus pipe cladding) can be used to its full depth.

If the device is smaller than the internal width of the unit, we provide you with two flexibly positionable partitions to facilitate on-site installation. The depth of the pipe cladding can also be adapted individually to provide extra storage space.

Imperative to state appliance type

Order type: OHD ...

Please contact your Regional Sales Manager who can provide you with stickers for your OHS showroom units to indicate the new, technically improved design.



## Sliding door units

Technological improvements were made to the fitting of our flush-closing sliding door units. Decisive improvements were made in particular in terms of the quiet mechanism and the opening. This means sliding door floor units can now be equipped with interior drawers and pull-outs.

Order types: OSS ... T2  
TSS ... T2  
ESS ... T2



## Shelf system with open drawers

This shelving module was created to provide an extra highlight and open up floor unit runs. A 60 cm or 90 cm wide shelving carcass without compartments, but with open drawers in the surrounding unit colour, naturally with retraction cushioning. The shelving module can also be provided with individually illuminated drawers.

Order types: TR ... S2Z  
TR ... LE (light package)

Available in the surface designs K, KH, KG, FF, FS, PF, FG and LG

For wooden-based kitchen planning (e.g. with EVO) there is a special version of the shelf module in H 435 alpine natural oak with solid dovetailed oak drawers.

Order types: TRH ... S2Z  
TR ... LE (light package)

## Modular tall units

The module range now extends to tall units without devices which can be designed modularly in four widths.

Order types: HM ...

## Fold-up wall units with programme glass front

The fold-up wall units with a lower front part in glass are modified to feature programme glass.

Order types: OFK ... PPG

## Pull-out shelf board

Pull-out shelf board fitted in the factory in accessory surround colour with front inside panel for installing in tall units, tall unit shelving and cupboards with slide-away doors.

Order types: HTA ...  
HVTA ...

## Front panels

The mitred W6 panels are now also available to correspond to front height and division in the product line PRIMO. This enables front lines to be continuous and also recessed plinths to be planned all round.

Order types: TW 6 ... | TWI 6 ...  
OW 6 ...  
HW 6 ...

## Boarded niche cladding

To correspond to the VALAIS programme, we now have original niche cladding in H 335h alpine natural oak. The horizontal and offset boarding character of this panel wall in front design is particularly effective in broad niches.

Order types: WWV ... B

## LIGHTING AND ACCESSORIES

The main innovation here is a substructure light which is very attractive both in terms of design and price. Our lighting systems generally run on 24 V, which, in comparison to 12 V systems, enables higher currents and thus greater overall performance with just one power supply unit.



### LED surface-mounted light

Our new LED surface-mounted light is a very bright light in an ultra-flat, high-grade aluminium housing. It is simply screwed on at a later date and is particularly interesting in terms of price as a set of 3 or 5.

LED light  
Power 5 Watt, 24 V  
4000 K neutral white and dimmable  
Power supply unit 30 W  
Energy efficiency class A++, A+, A

Optionally available with a dimmer switch.

Order types: **LE A | LE A S3 | LE A S5**  
**LE A SD (switch)**



### LED light board

Lighting and shelving as one — the light board powder-coated in 307 carbon glimmer made of 4.5 mm thick solid aluminium. It is particularly effective in combination with the worktop edge of the new EVO design range and is used for glare-free spotlighting of niche and wall panels. Available lengths 60 cm, 80 cm, 90 cm, 100 cm and 120 cm.

The panels are grooved and drilled at the factory for simple assembly.

LED light board  
Depth 16 cm  
Power 6.5 - 13 Watt, 24 V  
Dynamically controllable 2700 K - 6400 K and dimmable  
Energy efficiency class A+

Order types: **WB LE ...**



### Inductive charging device for mobile end devices

We install the inductive charging device for wireless loading in the kitchen from below and invisibly in accordance with your specifications in shelves from 2.8 cm and worktops from 2 cm.

Inductive charging device  
Power supply 100 - 240 V 50/60 Hz  
Power 5 W (standby 0.136 W)  
Drill hole diameter 8.2 cm

Order types: **IND** (device)  
**BO IND 8 ...** (drilling hole)

## HANDLES

We have added further materials and surface designs to our handle collection. In addition to new bow handles and knobs, we are also extending the range of colour powder-coated handle variants.



Knob 140.405

Classic cross knob in 405 stainless steel.  
Recommended for smooth and frame programmes.



Knob 130.405

Universal slimline knob in 405 stainless steel, can be planned in a modern kitchen.



Bow handle 555.405 und 555.306

Bevelled handle with inside shape pleasant to the touch.  
Recommended for structured programmes, e.g. BONDI or VALAIS.



Bow handle 377.405 and 377.306

Modern country house style bow handle.



Bar handle in oak 650.335

Bar handle with lacquered solid wood bar in H 335 alpine oak and pegs in 307 carbon glimmer. For design kitchens with a homely flair.



Tip-Softclose 760.000

Push-to-open system with retraction cushioning for drawers and pullouts. The opening system SensoMechanik is being discontinued. Available from January 2017



### Powder-coated gripail profiles

We now offer top-quality, impact-resistant and scratch-fast powder coating in virtually all LEICHT standard colours for various gripail profiles.

A new addition is the colour 307 carbon glimmer with a metallic structure effect.

Order types: **621....** (like gripail profile 620.405)  
**815....** (like form gripail 805)  
**816....** (like form gripail 806)  
**817....** (like form gripail 807)

# IMPRINT

## PUBLISHER

LEICHT Küchen AG  
Postfach 60  
73548 Waldstetten  
Germany  
Phone +49 | 7171 | 402-0  
Fax +49 | 7171 | 402-300  
[www.leicht.com](http://www.leicht.com)

